



Giving advice

- 1 *Underline the language Agony Aunt uses to give advice and use it to complete the Language Box.*


Giving Advice




a. You find new friends.




b. You stay at home.




c. A to have a party.



d. Or..... join a club.



e. Why go on an excursion?



f. Just relax and listen to music.

see Grammar Appendix, page 165

- 2 *Choose one of the teenagers in the pictures on page 34. In pairs, decide what advice to give him / her. Make some notes. You can listen to their problems again if you want to.*



Writing

A letter of advice

- 1 *Now, write a letter of advice to this teenager. Make sure that you:*

- use a variety of 'Giving Advice' language.
- explain how each piece of advice can help.

- 2 *Give your first draft to your partner and take his / hers. Check and make comments.*

- Are there at least two pieces of advice?
- Is it clear why the writer is giving each piece of advice?
- Is there a variety of 'Giving Advice' language?
- Is the letter easy to read and understand?

☐
☐
☐
☐

