



Parent Guide

How can I use this with my children?

Your child will enjoy playing with this Halloween fortune teller and discovering the ghoulish forfeits to challenge their friends and family with.

How does this help my children's learning?

As they move the fortune teller back and forth, your child will develop their fine motor skills.

Ideas for further learning:

Your child could create their own fortune teller for a range of different themes or topics.



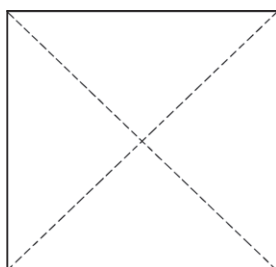


Halloween Forfeits Fortune Teller



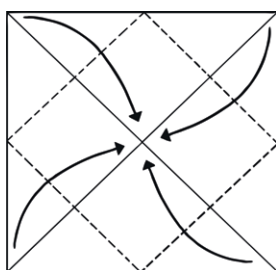
Instructions

①



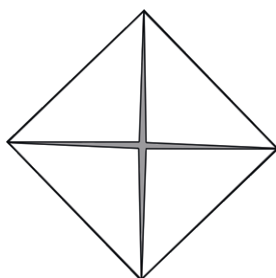
With pictures face down, fold on both diagonal lines. Unfold.

②



Fold all four corners to the centre.

③



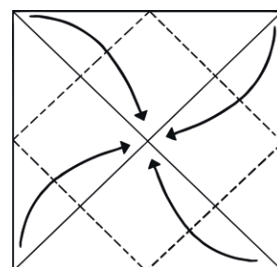
Turn paper over.

⑦



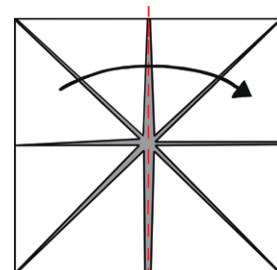
Slide thumbs and forefingers under the squares and move the fortune teller back and forth to play.

④



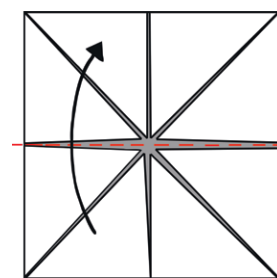
Once again, fold all corners to the centre.

⑤



Fold paper in half and unfold.

⑥



Fold in half from top to bottom. Do not unfold.



1

Howl like a werewolf.

8

Walk about like a mummy.



7

Roar like a monster.

2

Pretend to be a witch flying around on a broomstick.



6

Cackle like a witch.



3

Flap your arms like a bat.



5

Jump about like a witch's frog.



4

Make a ghost sound.




If you enjoyed this resource, why not try...


Halloween Alphabet Challenge Writing Worksheet



Halloween Monster Cress Heads Craft Instructions



KS2 Spook-Tacular Halloween Reading Comprehension Pack



Halloween Movement Game



If you need us, just get in touch -
contact twinklcares@twinkl.co.uk
visit [twinkl.com/parents](https://www.twinkl.com/parents)

twinkl

Explore and Discover More