



name: \_\_\_\_\_

# FUN Phonix book 1

**CAT**



**TEN**



# **FUN FONIX**

## **book 1**

To the teacher or parents:


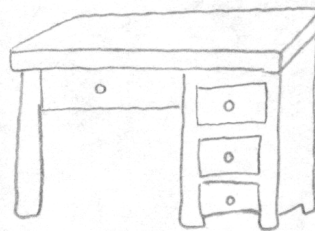





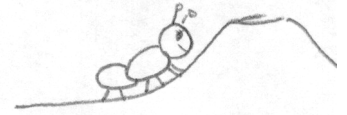


This book will lead your student through short vowels a, e, i, o and u. This book is designed to instill confidence in reading and solidify phonics rules for ESL/EFL students. The words and pictures were designed for children and to reflect vocabulary students should have already encountered.

- At the top of each section there are instructions for the student to be read out by the teacher.
- There are examples to guide them in the beginning.
- This book is most beneficial if the vocabulary is not new to the student.


**ILLUSTRATIONS by MARK COX**

# Aa


○ the pictures that begin with A. X the




Say it. Trace and write in the a. Read it.



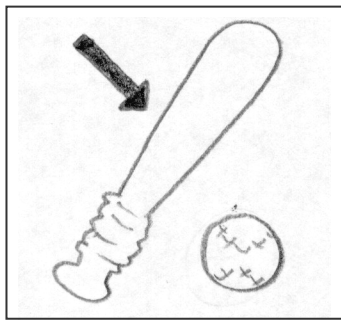
cat



map




sad





bat




dad




mad



fan




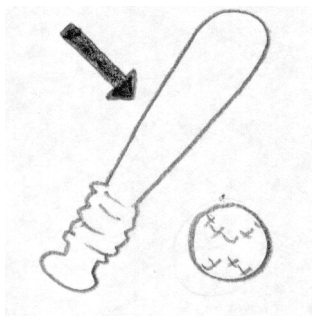
hat




jam

Trace it. Read it. Write it. Find it.


hat  
hat




bat





fan




jam

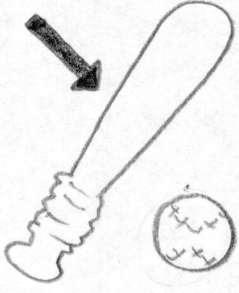



sad





Say it. Connect it. Write it.


 c a m  
x i t cat


 b a g  
j o t

 c i m  
j a s

 c a d  
m i p


 m a f  
z i p

 f e n  
t a p



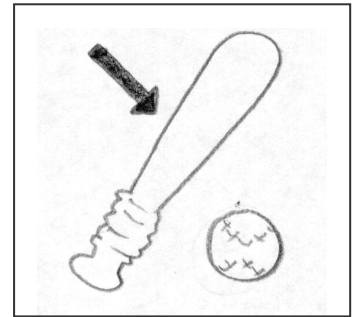
\_\_\_\_\_

jam




\_\_\_\_\_

\_\_\_\_\_




\_\_\_\_\_

\_\_\_\_\_




\_\_\_\_\_

\_\_\_\_\_



\_\_\_\_\_

\_\_\_\_\_



\_\_\_\_\_

\_\_\_\_\_

word bank

cat

hat

map

~~jam~~

fan


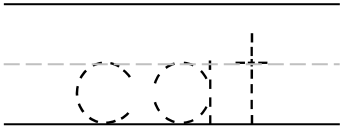
pan

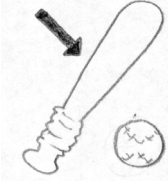
mat


~~sad~~


dad


bat


  \_\_\_\_\_  
\_\_\_\_\_


 \_\_\_\_\_  
\_\_\_\_\_

 \_\_\_\_\_  
\_\_\_\_\_

 \_\_\_\_\_  
\_\_\_\_\_










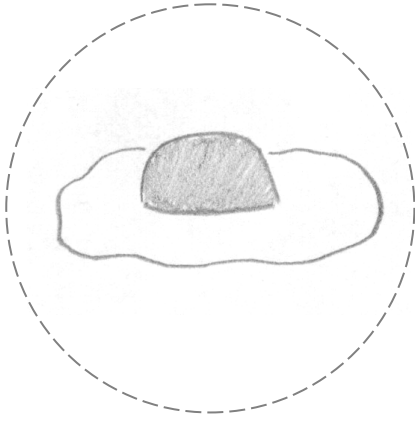
 \_\_\_\_\_  
\_\_\_\_\_

 \_\_\_\_\_  
\_\_\_\_\_

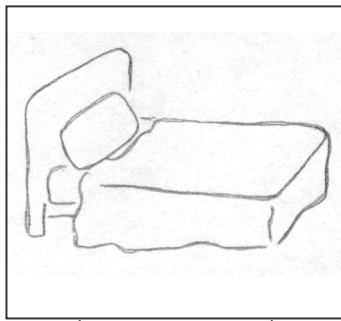
 \_\_\_\_\_  
\_\_\_\_\_

# Ee

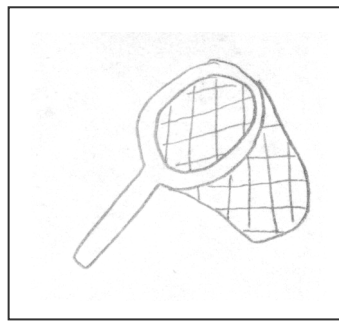
O the pictures that begin with E. X the rest.



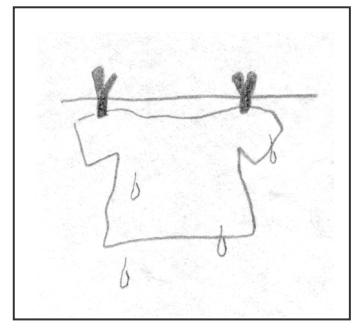
Say it. Trace and write in the e. Read it.




bed



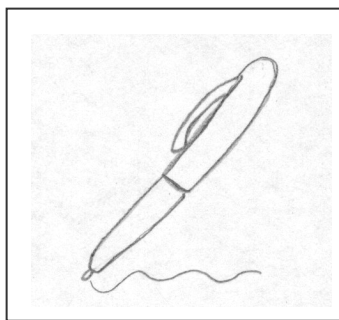
net




wet




jet




pen




hen



ten



web



gift

Trace it. Read it. Write it. Find it.



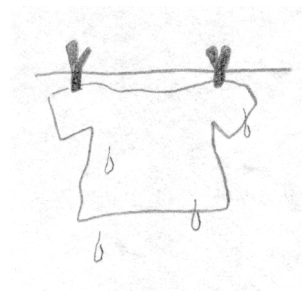


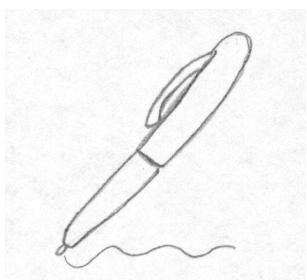
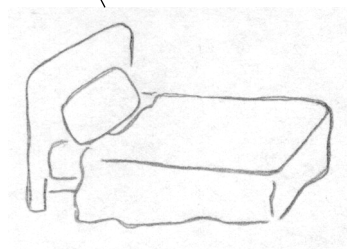

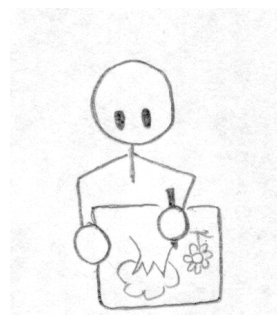
bed  
bed

ten


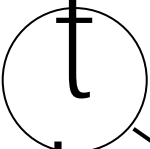
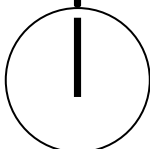
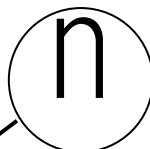
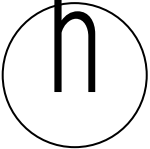
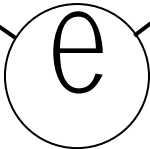

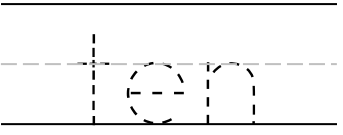
net



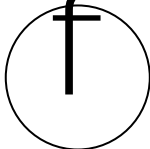
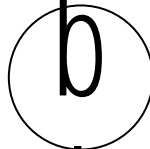



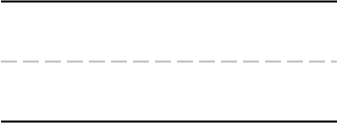
wet


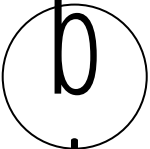

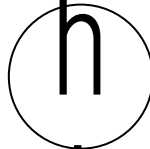


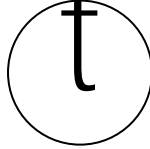
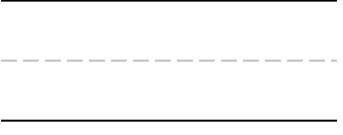
pen

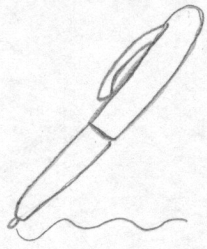
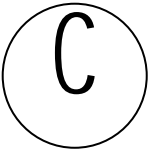

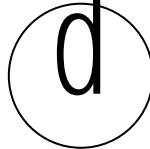



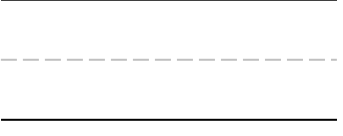





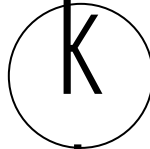


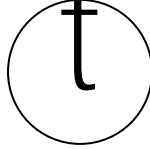

Say it. Connect it. Write it.


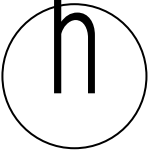

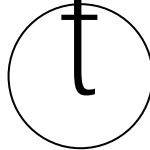




     
   


     
   

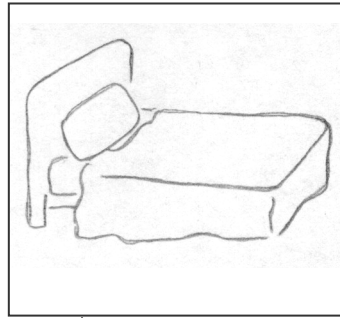
     
   



\_\_\_\_\_

-----

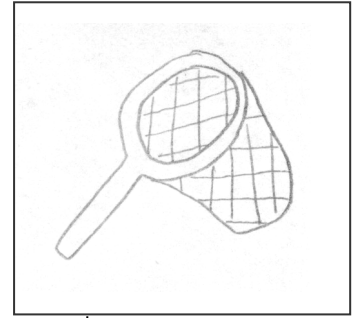
\_\_\_\_\_



\_\_\_\_\_

-----


\_\_\_\_\_



\_\_\_\_\_

-----


\_\_\_\_\_



\_\_\_\_\_

-----


\_\_\_\_\_



\_\_\_\_\_

-----

\_\_\_\_\_



\_\_\_\_\_

-----

\_\_\_\_\_

word bank

web

ten

pen

net

get


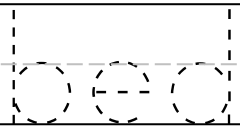
jet


pet


hen


wet

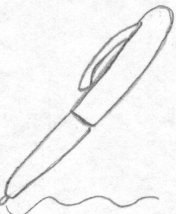
bed

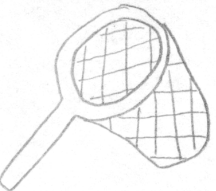
  \_\_\_\_\_  
\_\_\_\_\_


 \_\_\_\_\_  
\_\_\_\_\_

 \_\_\_\_\_  
\_\_\_\_\_

 \_\_\_\_\_  
\_\_\_\_\_


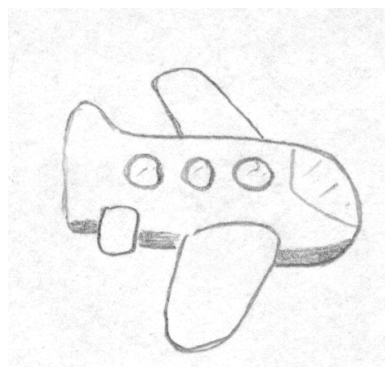






 \_\_\_\_\_  
\_\_\_\_\_

 \_\_\_\_\_  
\_\_\_\_\_


 \_\_\_\_\_  
\_\_\_\_\_



O the pictures that begin with I. X the rest.




Say it. Trace and write in the i. Read it.



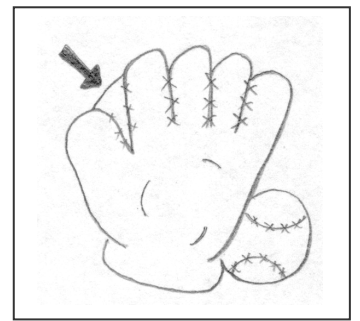
Two vertical lines for writing the letter 'i'.

p g



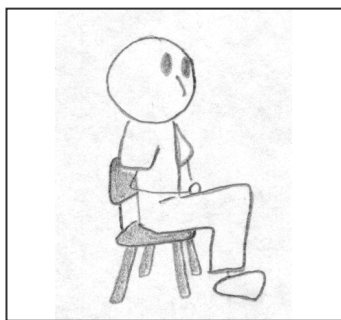
Two vertical lines for writing the letter 'i'.

b g



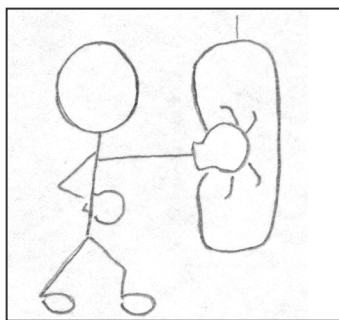
Two vertical lines for writing the letter 'i'.

m t




Two vertical lines for writing the letter 'i'.

s t




Two vertical lines for writing the letter 'i'.

h t



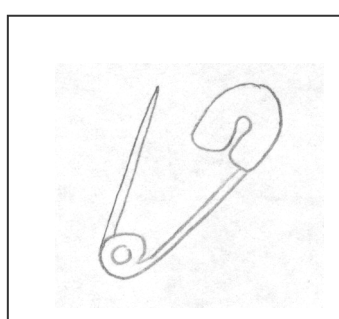
Two vertical lines for writing the letter 'i'.

z p




Two vertical lines for writing the letter 'i'.

t ck



Two vertical lines for writing the letter 'i'.

p n



Two vertical lines for writing the letter 'i'.

m x

Trace it. Read it. Write it. Find it.



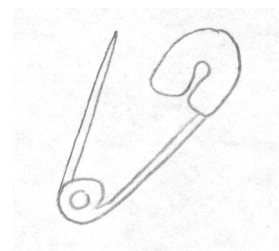
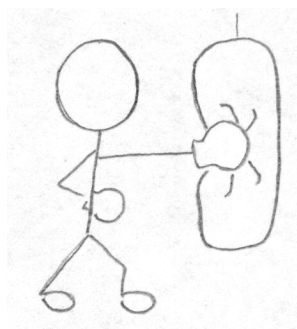






pig

pin


mix


zip


hit

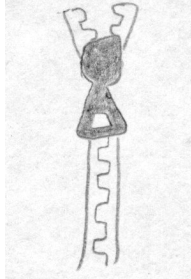



Say it. Connect it. Write it.

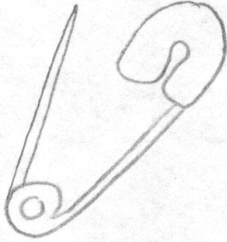
 h i b  
p e g

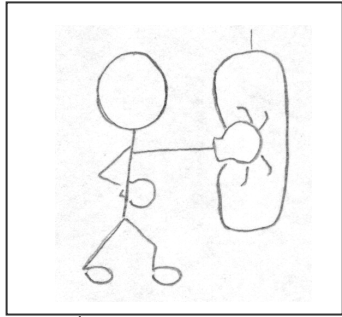
 b i f  
i e g

 h i n  
x a t

 l a v  
z i p

 m i k  
s y t


 c i n  
p u r



\_\_\_\_\_

-----

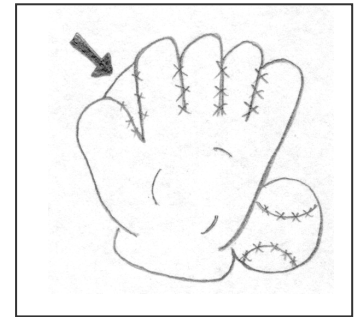
\_\_\_\_\_



\_\_\_\_\_

-----

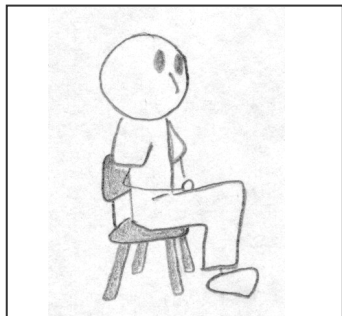
\_\_\_\_\_



\_\_\_\_\_

-----

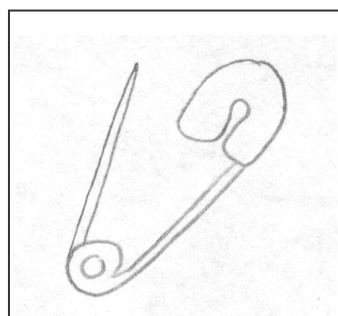
\_\_\_\_\_



\_\_\_\_\_

-----


\_\_\_\_\_



\_\_\_\_\_

-----

\_\_\_\_\_



\_\_\_\_\_

-----

\_\_\_\_\_

word bank

pin

ten

hit

sit

bed


hat

pet

mitt

mix


lick



\_\_\_\_\_

\_\_\_\_\_

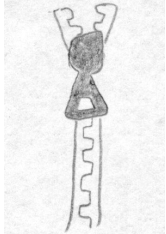
\_\_\_\_\_



\_\_\_\_\_

\_\_\_\_\_


\_\_\_\_\_



\_\_\_\_\_

\_\_\_\_\_


\_\_\_\_\_



\_\_\_\_\_

\_\_\_\_\_


\_\_\_\_\_



\_\_\_\_\_

\_\_\_\_\_


\_\_\_\_\_



\_\_\_\_\_

\_\_\_\_\_

\_\_\_\_\_



\_\_\_\_\_

\_\_\_\_\_

\_\_\_\_\_

Trace it.  
Read it.  
Find it.

# Review

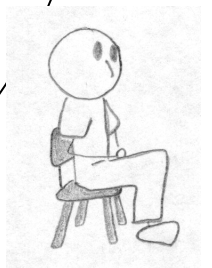
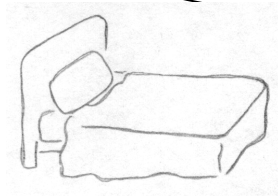

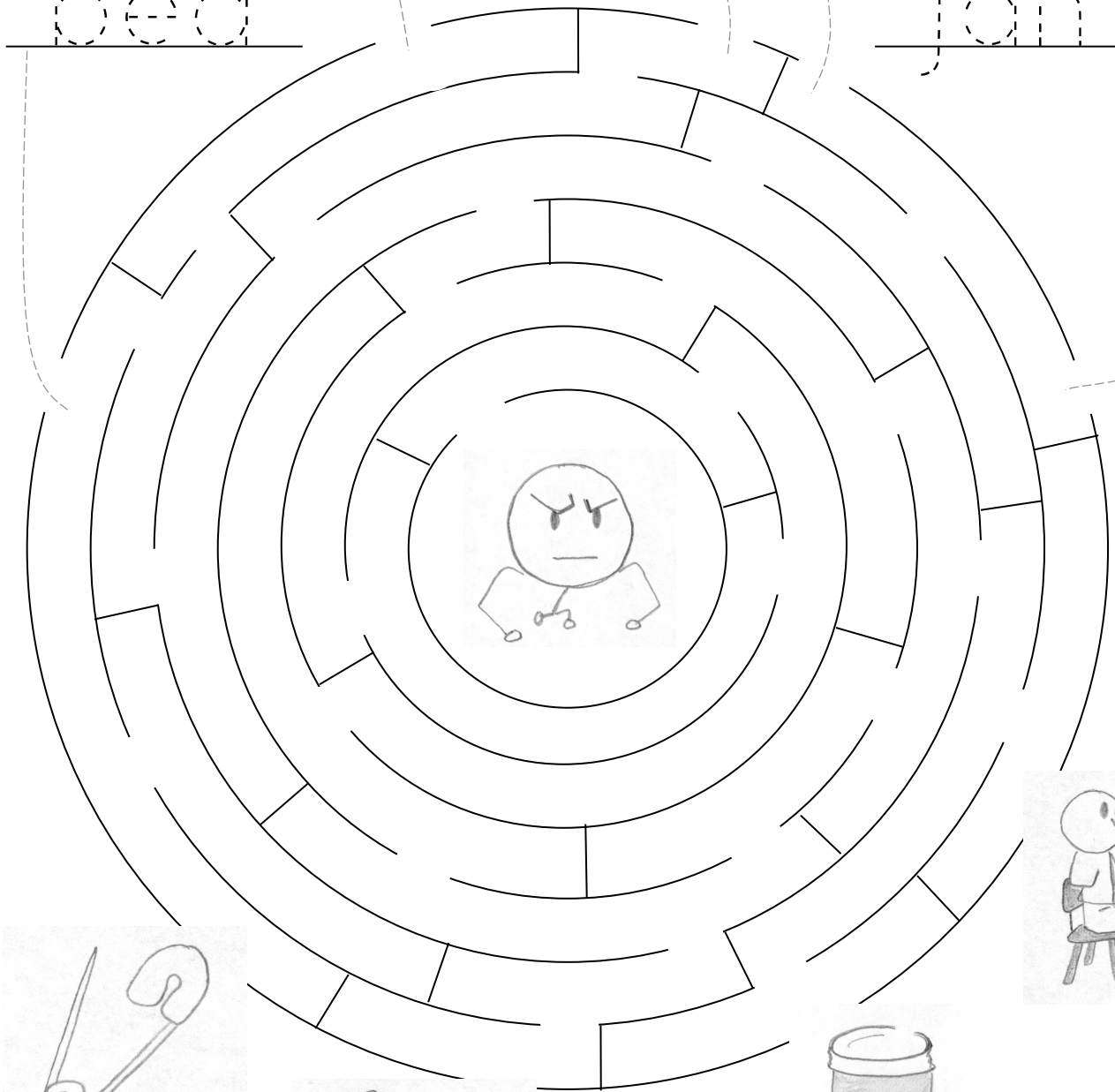
mad

pin


sit

bed

jam



Say it. Connect it. Write it.



w i t  
s e g


---



---



---



b i d  
s a g


---



---



---



h e n  
x i t


---



---



---





---



---



---





---



---



---




---



---



---

word bank

pan


ten

hat

pen

mix

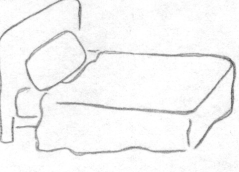
big



\_\_\_\_\_

\_\_\_\_\_


\_\_\_\_\_



\_\_\_\_\_

\_\_\_\_\_


\_\_\_\_\_



\_\_\_\_\_

\_\_\_\_\_


\_\_\_\_\_



\_\_\_\_\_

\_\_\_\_\_


\_\_\_\_\_



\_\_\_\_\_

\_\_\_\_\_


\_\_\_\_\_



\_\_\_\_\_

\_\_\_\_\_


\_\_\_\_\_









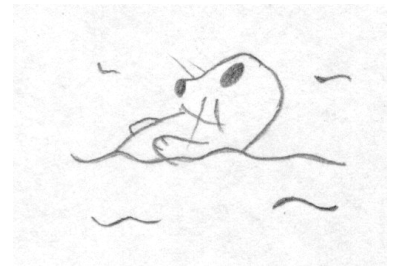



\_\_\_\_\_

\_\_\_\_\_


\_\_\_\_\_




O the pictures that begin with O. X the




Say it. Trace and write in the o. Read it.




do




box



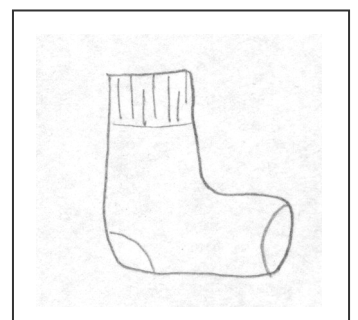
hot




jump



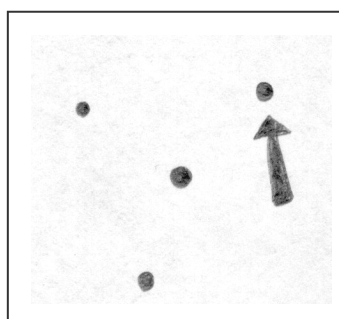
fox




sock



mop





dot





rock

Trace it. Read it. Write it. Find it.



fox




dot






jog




hot





rock





Say it. Connect it. Write it.

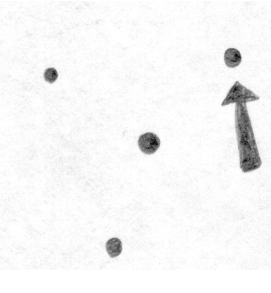
	d	o	r	_____
	p	i	g	_____


	b	e	x	_____
	s	o	n	_____

	m	o	t	_____
	v	u	p	_____

	t	o	x	_____
	j	i	g	_____

	f	a	t	_____
	g	o	x	_____

	d	o	t	_____
	y	a	g	_____



\_\_\_\_\_

-----


\_\_\_\_\_



\_\_\_\_\_

-----


\_\_\_\_\_



\_\_\_\_\_

-----

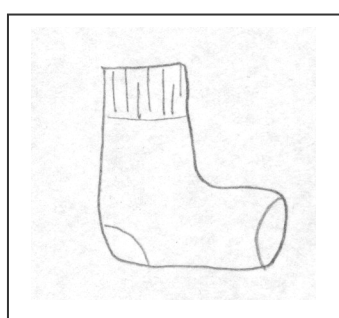
\_\_\_\_\_



\_\_\_\_\_

-----


\_\_\_\_\_



\_\_\_\_\_

-----

\_\_\_\_\_



\_\_\_\_\_

-----

\_\_\_\_\_

word bank

hot

hat

map

rock

red


box

mop

sock

jog


fox



\_\_\_\_\_

-----


\_\_\_\_\_



\_\_\_\_\_

-----


\_\_\_\_\_



\_\_\_\_\_

-----


\_\_\_\_\_



\_\_\_\_\_

-----


\_\_\_\_\_



\_\_\_\_\_

-----

\_\_\_\_\_



\_\_\_\_\_

-----

\_\_\_\_\_



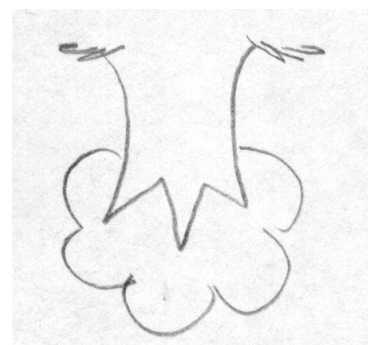

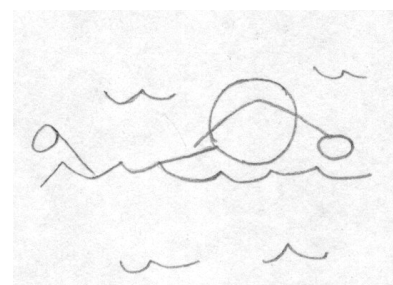





\_\_\_\_\_

-----


\_\_\_\_\_



O the pictures that begin with U. X the rest.




Say it. Trace and write in the u. Read it.




Two vertical lines extending from the bottom of the image box to a horizontal line, serving as a guide for writing.

run



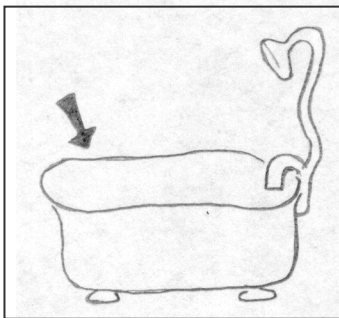
Two vertical lines extending from the bottom of the image box to a horizontal line, serving as a guide for writing.

b g



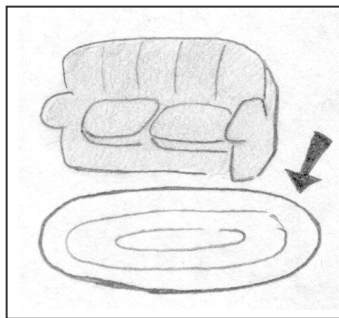
Two vertical lines extending from the bottom of the image box to a horizontal line, serving as a guide for writing.

c p




Two vertical lines extending from the bottom of the image box to a horizontal line, serving as a guide for writing.

t b



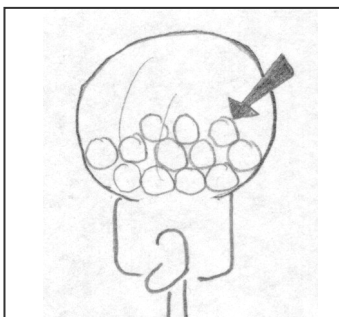
Two vertical lines extending from the bottom of the image box to a horizontal line, serving as a guide for writing.

r g




Two vertical lines extending from the bottom of the image box to a horizontal line, serving as a guide for writing.

b s



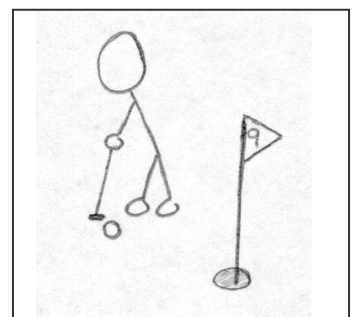
Two vertical lines extending from the bottom of the image box to a horizontal line, serving as a guide for writing.

g m



Two vertical lines extending from the bottom of the image box to a horizontal line, serving as a guide for writing.

m a





Two vertical lines extending from the bottom of the image box to a horizontal line, serving as a guide for writing.



p t

Trace it. Read it. Write it. Find it.



bug





bus





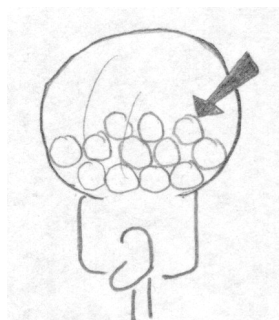
cup




mud



gum



Say it. Connect it. Write it.




r o s  
j u n

---

---

---




f u n  
c o p

---

---

---

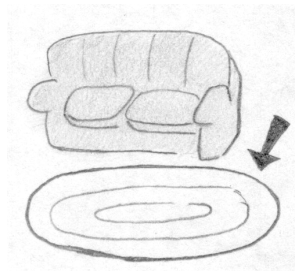


t a b  
m u w

---

---

---

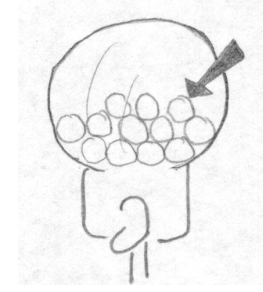


k i t  
r u g

---

---

---




d u m  
g o n

---

---

---

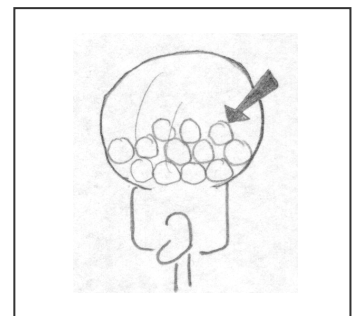
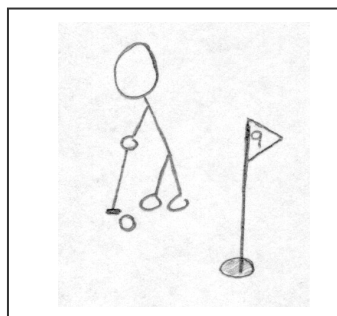
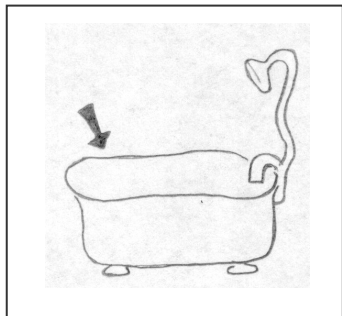





m a d  
q u p

---

---

---



word bank

tub

run

putt

bus

mud


gum

pig

cap

cup


bug



\_\_\_\_\_

-----


\_\_\_\_\_



\_\_\_\_\_

-----


\_\_\_\_\_



\_\_\_\_\_

-----

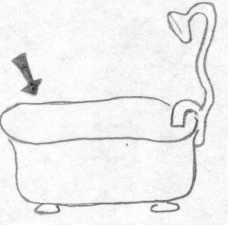
\_\_\_\_\_



\_\_\_\_\_

-----

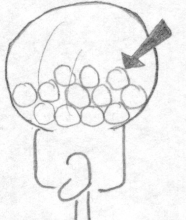
\_\_\_\_\_



\_\_\_\_\_

-----


\_\_\_\_\_



\_\_\_\_\_

-----

\_\_\_\_\_



\_\_\_\_\_


-----

\_\_\_\_\_

Say it.  
Write it.  
Find it.

# Review

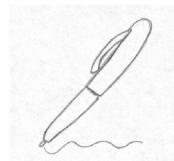
G	G	U	S	D	Z	S	V	Z	T	M	E	X	R
B	Z	C	Y	I	C	H	U	J	I	X	A	J	P
J	O	G	U	N	T	T	M	M	H	I	Z	T	U
P	V	O	R	P	E	R	I	M	U	R	A	J	B
Z	P	O	R	G	Y	D	A	W	S	G	Z	M	H
F	C	E	C	E	M	P	Y	W	Y	A	V	E	U
K	W	X	N	I	E	C	Z	Z	X	D	D	Q	A
V	O	B	W	F	Y	R	A	C	J	H	V	D	I



\_\_\_\_\_

-----

\_\_\_\_\_



\_\_\_\_\_

-----

\_\_\_\_\_



\_\_\_\_\_

-----


\_\_\_\_\_



\_\_\_\_\_

-----


\_\_\_\_\_



\_\_\_\_\_

-----

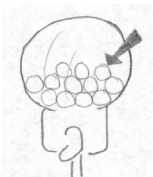
\_\_\_\_\_



\_\_\_\_\_

-----


\_\_\_\_\_



\_\_\_\_\_

-----

\_\_\_\_\_



\_\_\_\_\_

-----

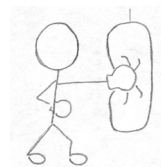
\_\_\_\_\_



\_\_\_\_\_

-----

\_\_\_\_\_



\_\_\_\_\_


-----

\_\_\_\_\_

Say it.  
Write it.  
Find it.

# Review


D	T	B	H	W	I	M	U	Q	F	B	L	C	J
Q	E	M	U	E	Y	R	A	O	C	I	B	D	P
F	N	I	D	G	V	F	X	D	Q	G	U	U	L
U	V	P	S	N	H	F	Y	S	K	C	V	R	S
R	I	E	F	X	D	R	O	D	E	B	T	G	I
N	P	S	H	W	I	V	O	Q	U	O	F	J	H
R	U	D	O	G	F	O	S	A	N	Q	Q	A	A
N	T	C	L	U	N	G	Y	Z	I	Z	T	J	A



\_\_\_\_\_

-----


\_\_\_\_\_



\_\_\_\_\_

-----

\_\_\_\_\_



\_\_\_\_\_

-----


\_\_\_\_\_



\_\_\_\_\_

-----


\_\_\_\_\_



\_\_\_\_\_

-----


\_\_\_\_\_



\_\_\_\_\_

-----


\_\_\_\_\_



\_\_\_\_\_

-----

\_\_\_\_\_



\_\_\_\_\_

-----

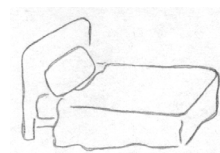
\_\_\_\_\_



\_\_\_\_\_

-----

\_\_\_\_\_



\_\_\_\_\_

-----

\_\_\_\_\_

# FUN FONIX

MAKING PHONICS FUN FOR EVERYONE!

www.funfonix.com

---

Fun Fonix is a phonics workbook series created by Mark Cox, owner and operator of [MES](http://www.funfonix.com). You can visit [www.funfonix.com](http://www.funfonix.com) to find supporting materials, other phonics worksheets, worksheet makers, clipart to create your own worksheets, and resources for students as well.

Create additional materials to support this workbook quickly and easily at [www.funfonix.com](http://www.funfonix.com).

Fun Fonix materials and images are all copyright Mark Cox. No part or portion of this book or the Fun Fonix.com site materials may be used without permission. For a full explanation of acceptable use of Fun Fonix materials, see the MES End User License Agreement at <http://www.mes-english.com/eula.php>

Happy teaching!  
Mark Cox

www.funfonix.com

---

Printable books in the Fun Fonix Series:

Fun Fonix Intro: hard consonants and short vowels; initial sounds

Fun Fonix Book 1: short vowels

Fun Fonix Book 2: consonant diagraphs: ck, ng, sh, ch, th, qu, wh

Fun Fonix Book 3: long vowels with silent e

Fun Fonix Book 4: vowel combinations: ee, ea, ai, oo, oa

Check [www.funfonix.com](http://www.funfonix.com) for the most current details.